



Results of the ERA4Health CARDINNOV Call 2023

Proposal overview of the co-funded call on “Research targeting development of innovative therapeutic strategies in cardiovascular disease”.

Introduction:

ERA4Health launched its second Joint Transnational Call (JTC) for research proposals, co-funded by the European Commission (EC), in December 2022 (JTC2-Cardinnov). In the framework of this call, 20 funding organizations from 16 countries, together with the EC, joined forces to fund the best collaborative transnational research projects under the topic of "Research targeting development of innovative therapeutic strategies in cardiovascular disease". Ultimately, 17 transnational consortia were selected for funding with a total budget of 18.97 million Euros.

CARDINNOV Call statistics:

The table below shows the number of countries and research groups for submitted pre-proposals, full proposals and funded projects. Between the first and second submission steps, the consortium had some opportunity to add partners to the consortium that were eligible by some funding organisations with no or low numbers of applicants. The overall success rate between the pre-proposals and the funded projects is 23% and the success rate referred to the full proposals is 43%. The funded projects are supported with 18,1M€ including co-funding from the European Commission.

Proposals overview:

JTC2	# Proposals	# Countries involved	# Research groups
Eligible pre-proposals	71	14	328
Eligible full proposals	40	16	181
Funded projects	17	13	72



The table below informs about the involvement of the collaborators and their great impact on the call participation:

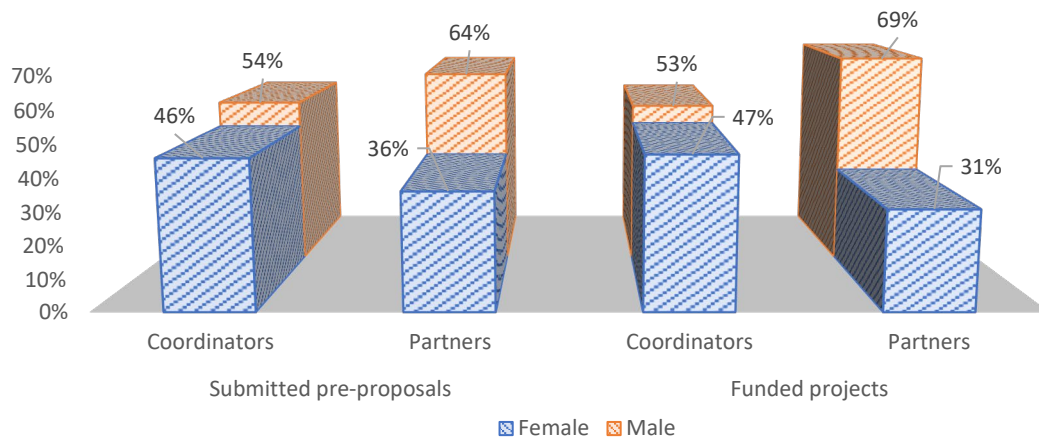
JTC2	# Collaborators	# Non-participating country involved
Eligible pre-proposals	41	8
Eligible full proposals	24	6
Funded projects	12	2

Gender distribution of coordinators and partners

The graph underneath shows the gender distribution of coordinators and partners for the submitted pre-proposals and the funded projects. The distribution is less equitable among partners compared to coordinators where there is a low difference between males and females' distribution.

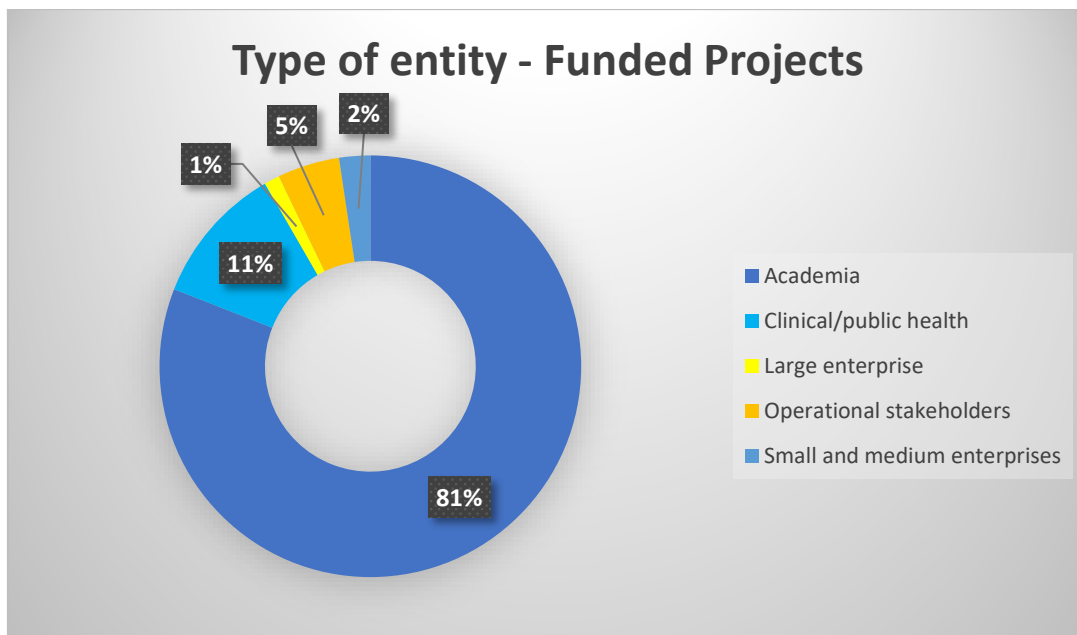


Gender distribution of coordinators and partners



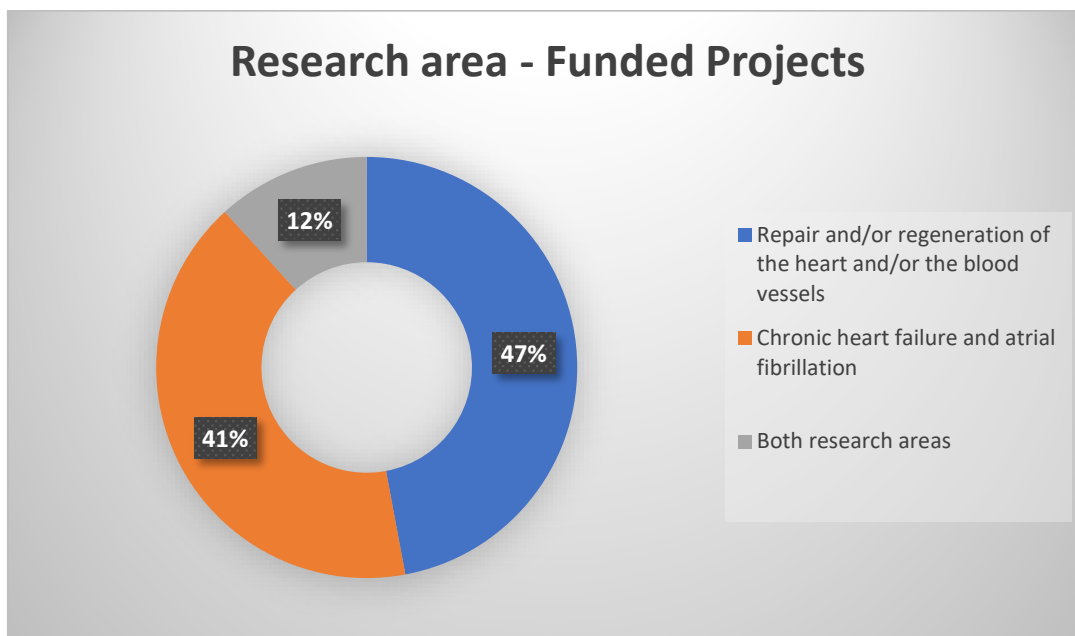
About Funded Projects

Type of entity - Funded Projects

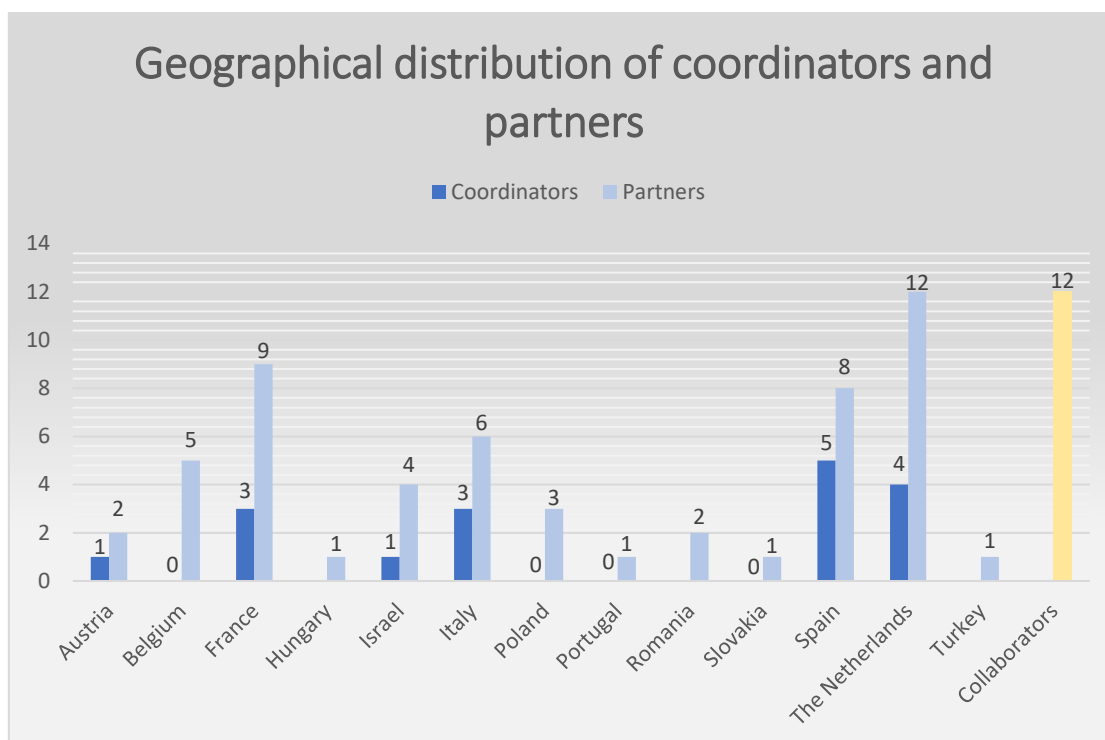




Research area - Funded Projects



Geographical distribution of coordinators and partners - Funded projects





The above graph displays the geographical distribution of the coordinators, partners in the funded projects. As depicted, coordinators come from 6 different countries, the partners come from 13 different countries.

There are 12 research groups that will participate in a funded project that will not receive funding from the consortium among whom 2 come from non-participating countries (Switzerland and the United-Kingdom).

