



Introduction

ERA4Health launched its third Joint Transnational Call (JTC) for research proposals, co-funded by the European Commission (EC), in November 2023 (JTC3-NutriBrain). In the framework of this call, 24 funding organizations from 20 countries, together with the EC, joined forces to fund the best collaborative transnational research projects under the topic of “Modulation of Brain Ageing through Nutrition and Healthy Lifestyle”.

NutriBrain Call statistics			
Proposals overview			
JTC3	# Proposals	# Countries involved	# Research groups
Eligible pre-proposals	67	20	297
Eligible full proposals	37	20	173
Funded projects	15	18	76

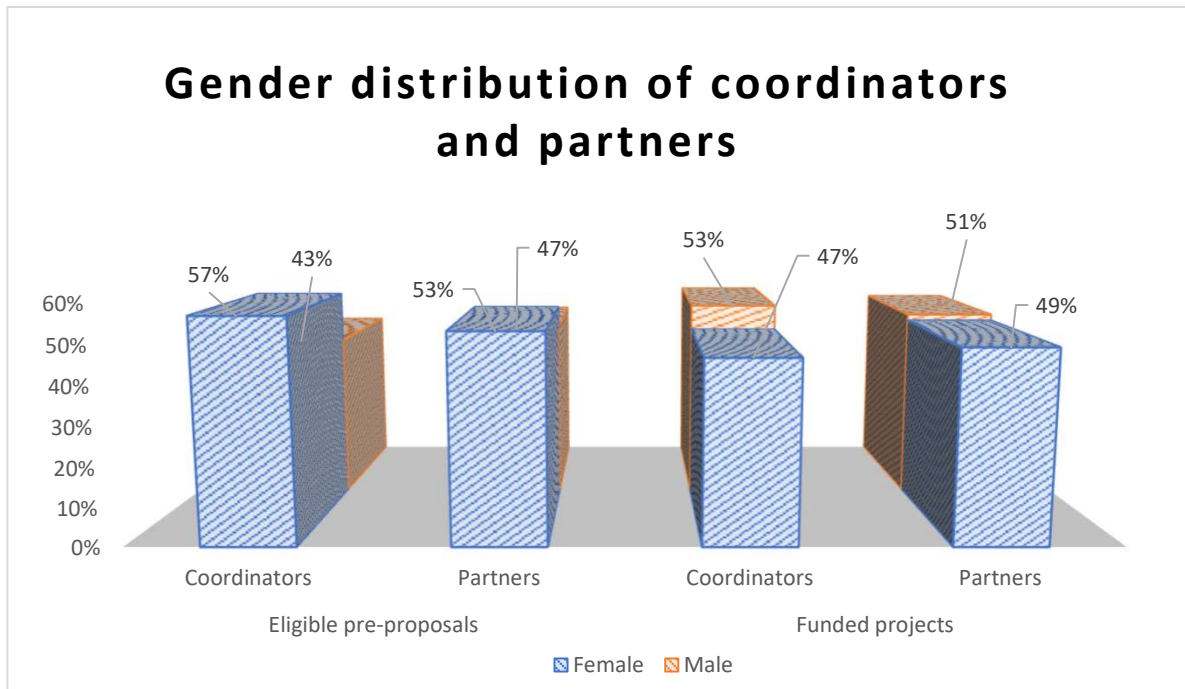
The table shows the number of countries and research groups for eligible pre-proposals, full proposals and funded projects. The overall success rate between the pre-proposals and the funded projects is 22% and the success rate referred to the full proposals is 55%. The funded projects are supported with 20,14M€, including co-funding from the European Commission.

In the NutriBrain widening process, some undersubscribed funding organisations gave the opportunity to other consortia to add one partner asking for funding. So that, 3 research groups from Estonia, Taiwan and Turkey received funds.

The table below informs about the involvement of the collaborators and their great impact on the call participation:

JTC3	# Collaborators	# Non-participating country involved
Eligible pre-proposals	48	6
Eligible full proposals	35	7
Funded projects	13	4

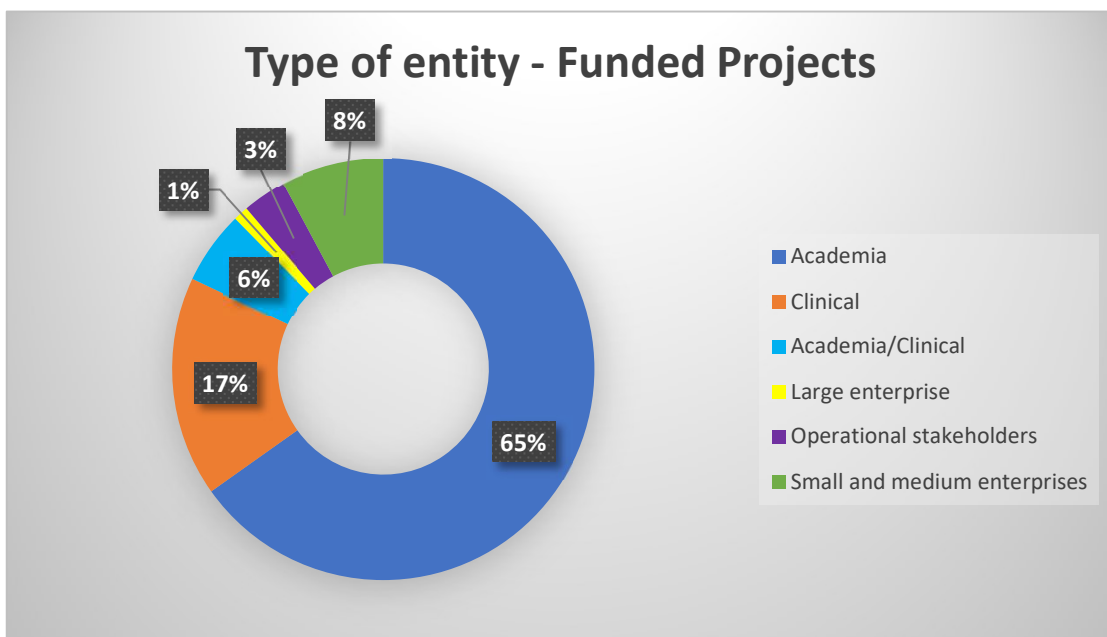
Gender distribution of coordinators and partners



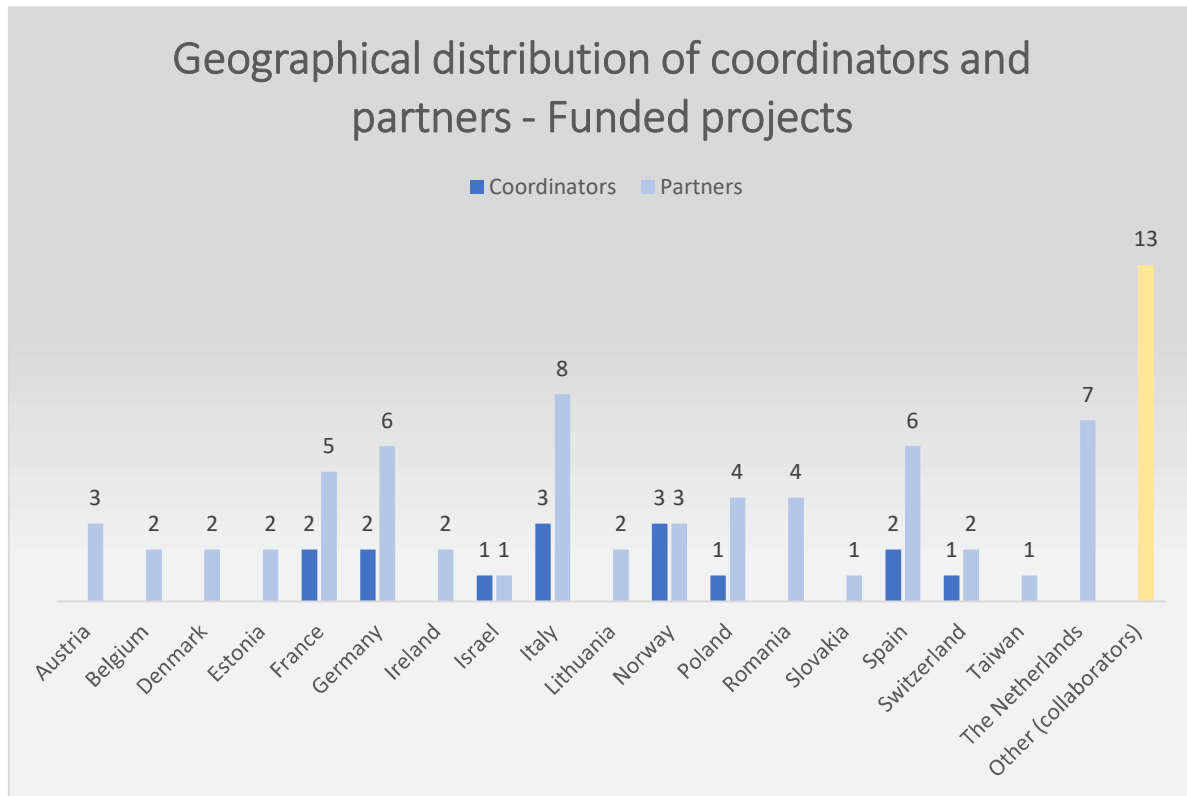
The graph shows the gender distribution of coordinators and partners for the eligible pre-proposals and the funded projects. In the first phase, there is a majority representation of women which is a positive development in terms of gender equity. In general, the distribution is quite fair with a low difference between males and females.

About Funded Projects

Type of entity - Funded Projects



Geographical distribution of coordinators and partners - Funded projects



The graph displays the geographical distribution of the coordinators and partners in the funded projects. As depicted, coordinators come from 8 different countries, the partners come from 18 different countries.

There are 13 research groups that will participate in a funded project that will not receive funding among whom 7 come from non-participating countries (Canada, Sweden, United Kingdom and United States).

